



Manhole Products

**48" Precast Manhole
City of Tacoma**

Grade Adjustment Rings Available

- 2", 3", 4", 6" - Per SU-21

Hole or Knock Out Dimensions

- Maximum hole size is 36 inches
- 8 inches of minimum distance between holes
- 2 inch diameter lifting holes provided
- Cored, cast-in and custom block-out/knock-outs available

Conformity Standards

- ASTM C478 manhole
- ASTM C443 rubber gasket joint
- D4101 polypropylene steps and ladders

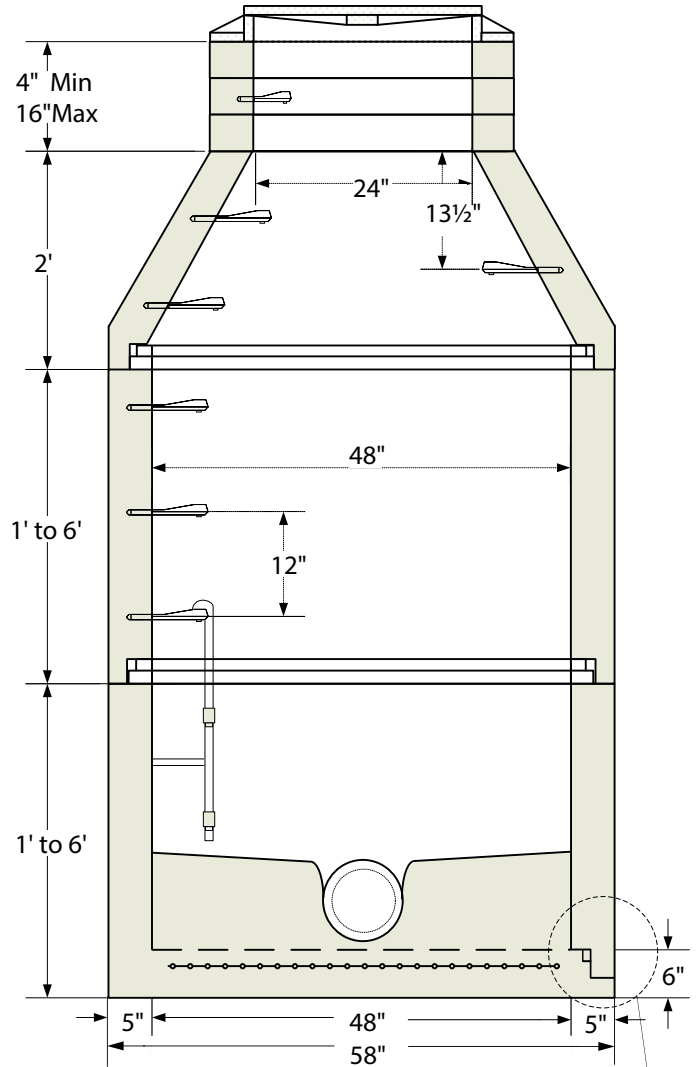
Options Available

- 2' Concentric cone (shown)
- Flat slab top when specified - Per SU-21
- 18", 2' & 3' offset cones
- Steps & 1' thru 10' Polypropylene ladders - Per SU-21
- Kor-N-Seal boots

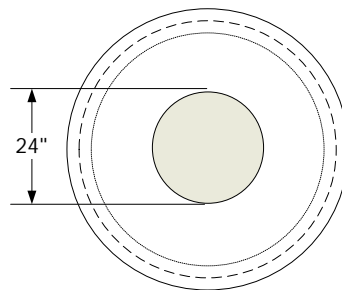
Section Specifications

Height	Section	Base
12"	859 LBS	859 LBS
24"	1,735 LBS	1,735 LBS
36"	2,612 LBS	2,612 LBS
48"	3,489 LBS	3,489 LBS
60"	4,365 LBS	4,365 LBS
72"	5,069 LBS	5,069 LBS

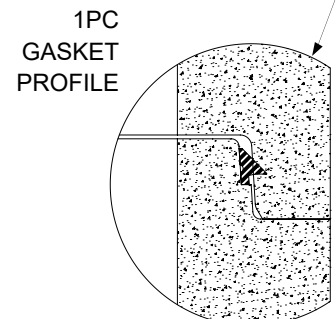
Base Slab	Cone
1,698 LBS	1,930 LBS



Top Cone Plan View



Gasket Shown Uncompressed



Note: Drawings not to scale

www.shopeconcrete.com

1-800-422-7560 [TOLL FREE]



Shope Concrete, LLC
1618 East Main Avenue
Puyallup, WA 98372-3142

(253) 848-1551
Fax Line 1 (253) 845-0292
Fax Line 2 (253) 864-6172

